


RONBAR FACTORS



R B F

FLEXIBLE

CONDUITS



ANACONDA SEALTITE

FLEXIBLE GALVANISED STEEL CONDUIT



GALVANISED STEEL CONDUIT

GLANDS

REF	TRADE SIZE	COIL LENGTH	PLAIN HOLE	MALE FIXED	MALE SWIVEL
CC 12	12 mm	50 meter	BCG 12 mm	FCG 12 mm	SCG 12 mm
CC 16	16 mm	10 - 50 meter	BCG 16 mm	FCG 16 mm	SCG 16 mm
CC 20	20 mm	10 - 50 meter	BCG 20 mm	FCG 20 mm	SCG 20 mm
CC 25	25 mm	10 - 50 meter	BCG 25 mm	FCG 25 mm	SCG 25 mm
CC 32	32 mm	10 - 30 meter	BCG 32 mm	FCG 32 mm	SCG 32 mm
CC 40	40 mm	10 - 30 meter	BCG 40 mm	FCG 40 mm	SCG 40 mm
CC 50	50 mm	10 meter	BCG 50 mm	FCG 50 mm	SCG 50 mm
CC 63	63 mm	10 meter	BCG 63 mm	FCG 63 mm	SCG 63 mm
CC 75	75 mm	10 meter	BCG 75 mm	FCG 75 mm	SCG 75 mm
CC 100	100 mm	10 meter	BCG 100 mm	FCG 100 mm	SCG 100 mm

Technical data:

Square locked galvanised steel conduit, good mechanical stability and extreme flexibility.
 Material: galvanised steel. Temp. Range : +300 °C Isolation :IP 40 Standards: EN 50086 galvained to DIN 53210 Colour: self colour Usage: high degree mechanical protection
 Also available: Female fittings for trade size 16mm, 20 mm, 25 mm and 32 mm.

CONTRACTOR PACK



GALVANISED STEEL CONDUIT

GLANDS

REF	TRADE SIZE	COIL LENGTH	MALE FIXED
CC16CP	16 mm	10 meter	FCG 16 mm
CC 20CP	20 mm	10 meter	FCG 20 mm
CC 25CP	25 mm	10 meter	FCG 25 mm
CC 32CP	32 mm	10 meter	FCG 32 mm

Technical data:

Each contractor pack consist of 10 meter conduit and 10 fittings.

FLEXIBLE STAINLESS STEEL - CONDUIT



STAINLESS STEEL CONDUIT

GLANDS

REF	TRADE SIZE	COIL LENGTH	PLAIN HOLE	MALE FIXED	MALE SWIVEL	ID / OD CONDUIT
SL 3	3 mm	30 meter	-	-	-	3 / 5 mm
SL 5	5 mm	30 meter	-	-	-	5 / 7 mm
SL 8	8 mm	30 meter	-	-	-	7 / 9 mm
SL 12	12 mm	30 meter	BCG 12 mm	FCG 12 mm	SCG 12 mm	10 / 13 mm
SL 16	16 mm	30 meter	BCG 16 mm	FCG 16 mm	SCG 16 mm	13 / 16 mm
SL 20	20 mm	30 meter	BCG 20 mm	FCG 20 mm	SCG 20 mm	17 / 20 mm
SL 25	25 mm	30 meter	BCG 25 mm	FCG 25 mm	SCG 25 mm	22 / 26 mm

Technical data:

Square locked stainless steel (AISI 304) conduit, high mechanical stability and flexibility.
 Material : stainless steel (AISI 304). Temp. Range : -100°C till +400 °C, Isolation: IP 40
 Standards conduit: EN 50086 crush impact 1500 N Colour: self colour
 Standards fittings: Nickel plated brass, temp range -55 °C till + 165 °C
 Usage: general purpose for mechanical protection note: also available in AISI 316 on request.

FLEXIBLE GALVANISED STEEL PVC - CONDUIT



GALVANISED STEEL PVC - CONDUIT

GLANDS

REF	TRADE SIZE	COIL LENGTH	PLAIN HOLE	MALE FIXED	MALE SWIVEL	ID / OD CONDUIT
FPCC 12	12 mm	50 meter	BCG 12 mm	FCG 12 mm	SCG 12 mm	10 / 14 mm
FPCC 16	16 mm	10 - 30 - 50 m	BCG 16 mm	FCG 16 mm	SCG 16 mm	13 / 17 mm
FPCC 20	20 mm	10 - 30 - 50 m	BCG 20 mm	FCG 20 mm	SCG 20 mm	17 / 21 mm
FPCC 25	25 mm	10 - 30 - 50 m	BCG 25 mm	FCG 25 mm	SCG 25 mm	22 / 27 mm
FPCC 32	32 mm	10 - 30 meter	BCG 32 mm	FCG 32 mm	SCG 32 mm	28 / 34 mm
FPCC 40	40 mm	10 - 30 meter	BCG 40 mm	FCG 40 mm	SCG 40 mm	38 / 43 mm
FPCC 50	50 mm	10 - 30 meter	BCG 50 mm	FCG 50 mm	SCG 50 mm	48 / 55 mm

Technical data:

Square locked galvanised steel conduit with PVC cover, good mechanical stability and flexibility.
 Material : galvanised steel. Cover: PVC, self extinguishing Temp. Range : -20°C till +80 °C
 Isolation: IP 40 Standards: EN 50086 galvanised to DIN 53210, Crush resistance to 1500 N
 Colour: Black, grey, cream
 Usage: applications in machine tool and connections for general wiring where light mechanical stress can be obtained. Note: also available in low fire hazard version

CONTRACTOR PACK



GALVANISED STEEL PVC - CONDUIT

GLANDS

REF	TRADE SIZE	COIL LENGTH	MALE FIXED	ID / OD CONDUIT
FPCC 12 CP	12 mm	10 meter	FCG 12 mm	10 / 14 mm
FPCC 16 CP	16 mm	10 meter	FCG 16 mm	13 / 17 mm
FPCC 20 CP	20 mm	10 meter	FCG 20 mm	17 / 21 mm
FPCC 25 CP	25 mm	10 meter	FCG 25 mm	22 / 27 mm
FPCC 32 CP	32 mm	10 meter	FCG 32 mm	28 / 34 mm

Technical data:

Each contractor pack consist of 10 meter conduit and 10 fittings.


ACCESSORIES FITTINGS / CONDUITS



ACCESSORIES FITTINGS / CONDUIT

P - CLIPS			BRASS, NICKEL PLATED, LOCKNUTS		
REF	TRADE SIZE	BOX QTY	REF	TRADE SIZE	BOX QTY
PC 10	10 mm	100			
PC 12	12 mm	100			
PC 16	16 mm	100	BLN 16	16 mm	100
PC 20	20 mm	100	BLN 20	20 mm	100
PC 25	25 mm	100	BLN 25	25 mm	100
PC 32	32 mm	100	BLN 32	32 mm	50
PC 40	40 mm	100	BLN 40	40 mm	50
PC 50	50 mm	100	BLN 50	50 mm	25

FLEXIBLE STAINLESS STEEL - CONDUIT



STAINLESS STEEL CONDUIT			GLANDS		45° GLAND	90° GLAND	ID / OD CONDUIT
REF	TRADE SIZE	COIL LENGTH	STRAIGHT	REF 45°	REF 90°		
UI 16	16 mm	30 meter	LUF 16	LUB 13	LUA 13	13 / 16 mm	
UI 20	20 mm	30 meter	LUF 20	LUB 17	LUA 17	17 / 21 mm	
UI 25	25 mm	30 meter	LUF 25	LUB 21	LUA 21	22 / 26 mm	
UI 32	32 mm	30 meter	LUF 32	LUB 26	LUA 26	26 / 30 mm	
UI 40	40 mm	30 meter	LUF 40	LUB 34	LUA 34	34 / 39 mm	
UI 50	50 mm	30 meter	LUF 50	LUB 42	LUA 42	42 / 47 mm	
UI 63	63 mm	30 meter	LUF 63	LUB 52	LUA 52	52 / 58 mm	

Technical data:

Fully Interlocked stainless steel (AISI 304) conduit, high mechanical stability and extreme flexibility.
 Material : stainless steel (AISI 304). Temp. Range : -100°C till +400 °C Isolation: IP 40
 Standards conduit: EN 50086 crush impact 4000 N Colour: self colour Standards fittings: Nickel plated brass with special connectors, temp range -55 °C till + 165 °C Usage: high degree mechanical protection
 Note: also available stainless steel fittings.

FLEXIBLE SPIRAL - CONDUIT



SPIRAL CONDUIT			GLANDS		90° GLANDS	ID / OD CONDUIT
REF	TRADE SIZE	COIL LENGTH	STRAIGHT	REF 90°		
SRC 16	16 mm	10 - 30 meter	SRF 16	SRA 16	12 / 16 mm	
SRC 20	20 mm	10 - 30 meter	SRF 20	SRA 20	16 / 21 mm	
SRC 25	25 mm	10 - 30 meter	SRF 25	SRA 25	20 / 25 mm	
SRC 32	32 mm	10 - 30 meter	SRF 32	SRA 32	28 / 33 mm	

Technical data:

Thermoplastic base with PVC plastification and reinforced PVC spiral core, smooth bore .
 Material : thermoplastic smooth bore. Cover: PVC with PVC spiral core Temp. Range : +5°C till +60 °C
 Isolation: IP 54, Standards: UL 94 Vo CEI23 - 14V71, Crush resistance to 320 N Colour: Black, grey
 Usage: applications indoor & outdoor where mechanical strength is needed. Note: IP 67 and other sizes available on request

CONTRACTOR PACK



SPIRAL CONDUIT			GLANDS		ID / OD CONDUIT
REF	TRADE SIZE	COIL LENGTH	STRAIGHT		
SRC 16 CP	16 mm	10 - 30 meter	SRF 16	12 / 16 mm	
SRC 20 CP	20 mm	10 - 30 meter	SRF 20	16 / 21 mm	
SRC 25 CP	25 mm	10 - 30 meter	SRF 25	20 / 25 mm	
SRC 32 CP	32 mm	10 - 30 meter	SRF 32	28 / 33 mm	

Technical data:

Each contractor pack consists of 10 meter conduit and 10 straight fittings with 10 locknuts.

FLEXIBLE PLIABLE - CONDUIT



PLIABLE CONDUIT

GLANDS

REF	TRADE SIZE	COIL LENGTH	REF	ID / OD CONDUIT
PL 16	16 mm	10 - 30 meter	PF 16	11 / 17 mm
PL 20	20 mm	10 - 30 meter	PF 20	15 / 21 mm
PL 25	25 mm	10 - 30 meter	PF 25	20 / 27 mm
PL 32	32 mm	10 - 30 meter	PF 32	26 / 36 mm

Technical data:

Leaded steel kraft paper liner with PVC cover, limited mechanical stability and flexibility.

Material : leaded steel. Cover: kraft paper liner with PVC Temp. Range : -20°C till +70 °C Isolation: IP 67 Standards: BS 731. Black

Usage: static applications - motors, generators, general machinery

POLYPROPYLENE - CONDUIT



POLYPROPYLENE CONDUIT

STRAIGHT GLAND

REF	TRADE SIZE	COIL LENGTH	REF	ID / OD CONDUIT
PP 16	16 mm	100 meter	PVF 16	10 / 16 mm
PP 20	20 mm	100 meter	PVF 20	14 / 20 mm
PP 25	25 mm	25 - 50 meter	PVF 25	18 / 25 mm
PP 32	32 mm	25 - 50 meter	PVF 32	26 / 32 mm
PP 40	40 mm	25 meter	PVF 40	32 / 40 mm
PP 50	50 mm	25 meter	PVF 50	41 / 50 mm

Technical data:

Polypropylene conduit, self extinguishing, low toxicity & smoke density Material: Polypropylene PP.

Temp. Range : -5°C till +90 °C Isolation: IP 44 Standards conduit: IMQ EA 889 NF - USE, french quality mark (N696), Crush resistance to 350 N Colour: Black, grey, white. Standards fittings: Polypropylene PP Black, grey and white. Usage: general use public buildings, industrial where limited mechanical protection is required. Note: other colours conduit or 90° and IP 67 fittings PA 6 available on request

CONTRACTOR PACK



POLYPROPYLENE CONDUIT

STRAIGHT GLAND

REF	TRADE SIZE	COIL LENGTH	REF	ID / OD CONDUIT
PP 16 CP	16 mm	10 meter	PVF 16	10 / 16 mm
PP 20 CP	20 mm	10 meter	PVF 20	14 / 20 mm
PP 25 CP	25 mm	10 meter	PVF 25	18 / 25 mm
PP 32 CP	32 mm	10 meter	PVF 32	24 / 32 mm

Technical data:

Each contractor pack consists of 10 meter conduit and 10 straight fittings including 10 locknuts.

NYLON - CONDUIT PA6L



NYLON CONDUIT = STRAIGHT GLAND= 45° GLAND= 90° GLAND

REF	TRADE SIZE	COIL LENGTH	REF	REF	REF	ID / OD CONDUIT
NY 12 L	12 mm	50 meter	NYF 12	NYB 12	NYA 12	10 / 13 mm
NY 16 L	16 mm	50 meter	NYF 16	NYB 16	NYA 16	12 / 16 mm
NY 20 L	20 mm	50 meter	NYF 20	NYB 20	NYA 20	16 / 21 mm
NY 25 L	25 mm	50 meter	NYF 25	NYB 25	NYA 25	23 / 28 mm
NY 32 L	32 mm	25 meter	NYF 32	NYB 32	NYA 32	29 / 35 mm
NY 40 L	40 mm	25 meter	NYF 40	NYB 40	NYA 40	36 / 42 mm
NY 50 L	50 mm	25 meter	NYF 50	NYB 50	NYA 50	47 / 55 mm

Technical data:

Polyamide PA6L nylon conduit, halogen free, low toxicity & smoke density. Material : Polyamide PA6L. Temp. Range : -40°C till +120 °C Isolation: IP 67. Standards conduit: HB acc. UL 94, Crush resistance to 250 N Colour: Black, grey. Standards fittings: IP 65, V0 acc. UL 94, UR listed Black, grey. Usage: general use machine tool, public buildings, industrial where limited mechanical protection is required. Note: other grades conduit V0, PA 12 available on request.

CONTRACTOR PACK



NYLON CONDUIT = STRAIGHT GLAND

REF	TRADE SIZE	COIL LENGTH	REF	ID / OD CONDUIT
NY 16 LCP	16 mm	10 meter	NYF 16	12 / 16 mm
NY 20 LCP	20 mm	10 meter	NYF 20	16 / 21 mm
NY 25 LCP	25 mm	10 meter	NYF 25	23 / 28 mm
NY 32 LCP	32 mm	10 meter	NYF 32	29 / 35 mm

Technical data:

Each contractor pack consists of 10 meter conduit and 10 straight fittings.

NYLON - CONDUIT PA6S



NYLON CONDUIT = STRAIGHT GLAND 45° GLAND= 90° GLAND

REF	TRADE SIZE	COIL LENGTH	REF	REF	REF	ID / OD CONDUIT
NY 12 S	12 mm	50 meter	NYF 12	NYB 12	NYA 12	9 / 13 mm
NY 16 S	16 mm	50 meter	NYF 16	NYB 16	NYA 16	12 / 16 mm
NY 20 S	20 mm	50 meter	NYF 20	NYB 20	NYA 20	15 / 21 mm
NY 25 S	25 mm	50 meter	NYF 25	NYB 25	NYA 25	22 / 28 mm
NY 32 S	32 mm	25 meter	NYF 32	NYB 32	NYA 32	28 / 35 mm
NY 40 S	40 mm	25 meter	NYF 40	NYB 40	NYA 40	36 / 42 mm
NY 50 S	50 mm	25 meter	NYF 50	NYB 50	NYA 50	46 / 55 mm

Technical data:

Polyamide PA6S nylon conduit, halogen free, low toxicity & smoke density. Material : Polyamide PA6S. Temp. Range : -40°C till +120 °C Isolation: IP 67. Standards conduit: HB acc. UL 94, UR listed. Crush resistance to 400 N Colour: Black, grey. Standards fittings: IP 65, V0 acc. UL 94, UR listed Black, grey. Usage: general use machine tool, public buildings, industrial where limited mechanical protection is required. Note: other grade conduit V0 according UL 94, UR listed, available on request

CONTRACTOR PACK



NYLON CONDUIT

STRAIGHT GLAND

REF	TRADE SIZE	COIL LENGTH	REF	ID / OD CONDUIT
NY 16 SCP	16 mm	10 meter	NYF 16	12 / 16 mm
NY 20 SCP	20 mm	10 meter	NYF 20	16 / 21 mm
NY 25 SCP	25 mm	10 meter	NYF 25	23 / 28 mm
NY 32 SCP	32 mm	10 meter	NYF 32	29 / 35 mm

Technical data:

Each contractor pack consists of 10 meter conduit and 10 straight fittings.

NYLON - CONDUIT PA12



NYLON CONDUIT

STRAIGHT GLAND

45° GLAND

90° GLAND

REF	TRADE SIZE	COIL LENGTH	REF	REF	REF	ID / OD CONDUIT
NY 12 R	12 mm	50 meter	NYF 12	NYB 12	NYA 12	9 / 13 mm
NY 16 R	16 mm	50 meter	NYF 16	NYB 16	NYA 16	12 / 16 mm
NY 20 R	20 mm	50 meter	NYF 20	NYB 20	NYA 20	15 / 21 mm
NY 25 R	25 mm	50 meter	NYF 25	NYB 25	NYA 25	22 / 28 mm
NY 32 R	32 mm	25 meter	NYF 32	NYB 32	NYA 32	28 / 35 mm
NY 40 R	40 mm	25 meter	NYF 40	NYB 40	NYA 40	36 / 42 mm
NY 50 R	50 mm	25 meter	NYF 50	NYB 50	NYA 50	46 / 55 mm

Technical data:

Polyamide PA12 nylon conduit, halogen free, low toxicity & smoke density. Material : Polyamide PA 12. Temp. Range : -40°C till +120 °C Isolation: IP 67. Standards conduit: HB acc. UL 94, Crush resistance to 400 N Colour: Black. Standards fittings: IP 65, V0 acc. UL 94, UR listed Black, grey. Usage: in all circumstances where frequent movements are applicable p.e. robotics.
Note: other grade conduit V0 according UL 94, available on request

ACCESSORIES POLYAMIDE FITTINGS



U CLIPS

LOCKING CLIPS

LOCKNUTS

REF	TRADE SIZE	BOX QTY	REF	TRADESIZ	BOX QTY	REF	TRADE SIZE	BOX QTY
UC 12	12 mm	100				LNP 12	12 mm	100
UC 16	16 mm	100	LC 16	16mm	100	LNP 16	16 mm	100
UC 20	20 mm	100	LC 20	20mm	100	LNP 20	20 mm	100
UC 25	25 mm	100	LC 25	25mm	100	LNP 25	25 mm	100
UC 32	32 mm	100	LC 32	32mm	50	LNP 32	32 mm	100
UC 40	40 mm	100				LNP 40	40 mm	100
UC 50	50 mm	50				LNP 50	50 mm	100

LIQUIDTITE - N - CONDUIT



LIQUIDTITE CONDUIT			STRAIGHT		45°	90°	ID / OD CONDUIT
REF	TRADE SIZE	COIL LENGTH	REF	REF	REF	REF	
LT 12	12 mm	30 meter	LTF 12	LTB 12	LTA 12		10 / 14 mm
LT 16	16 mm	30 meter	LTF 16	LTB 16	LTA 16		13 / 17 mm
LT 20	20 mm	30 meter	LTF 20	LTB 20	LTA 20		16 / 21 mm
LT 25	25 mm	30 meter	LTF 25	LTB 25	LTA 25		21 / 26 mm
LT 32	32 mm	30 meter	LTF 32	LTB 32	LTA 32		26 / 33 mm
LT 40	40 mm	25 meter	LTF 40	LTB 40	LTA 40		35 / 41 mm
LT 50	50 mm	25 meter	LTF 50	LTB 50	LTA 50		40 / 48 mm
LT 63	63 mm	25 meter	LTF 63	LTB 63	LTA 63		52 / 60 mm

Technical data:

Galvanised steel conduit with PVC cover, selfextinguishing and flame retardant. Material : galvanised steel.
 Cover: PVC, selfextinguishing. Temp. Range : -15°C till +70 °C Isolation: IP 67 Standards: EN 50086, Crush resistance to 1500 N Colour: Black, grey Standards fittings: Nickel plated brass, UL / CSA approved.
 Usage: all applications where machines and plant are used. Any application where acids and oils are present or where medium to high mechanical stress is needed.

CONTRACTOR PACK



LIQUIDTITE CONDUIT			STRAIGHT		ID / OD CONDUIT
REF	TRADE SIZE	COIL LENGTH	REF	REF	
LT 16 CP	16 mm	30 meter	LTF 16		13 / 17 mm
LT 20 CP	20 mm	30 meter	LTF 20		16 / 21 mm
LT 25 CP	25 mm	30 meter	LTF 25		21 / 26 mm
LT 32 CP	32 mm	30 meter	LTF 32		26 / 33 mm

Technical data:

Each contractor pack consists of 10 meter conduit and 10 straight fittings.

LIQUIDTITE - XT - CONDUIT



LIQUIDTITE CONDUIT			STRAIGHT		45°	90°	ID / OD CONDUIT
REF	TRADE SIZE	COIL LENGTH	REF	REF	REF	REF	
XT 12	12 mm	30 meter	LTF 12	LTB 12	LTA 12		10 / 14 mm
XT 16	16 mm	30 meter	LTF 16	LTB 16	LTA 16		13 / 17 mm
XT 20	20 mm	30 meter	LTF 20	LTB 20	LTA 20		16 / 21 mm
XT 25	25 mm	30 meter	LTF 25	LTB 25	LTA 25		21 / 26 mm
XT 32	32 mm	30 meter	LTF 32	LTB 32	LTA 32		26 / 33 mm
XT 40	40 mm	25 meter	LTF 40	LTB 40	LTA 40		35 / 41 mm
XT 50	50 mm	25 meter	LTF 50	LTB 50	LTA 50		40 / 48 mm
XT 63	63 mm	25 meter	LTF 63	LTB 63	LTA 63		52 / 60 mm

Technical data:

Galvanised steel conduit with PVC cover, selfextinguishing and flame retardant. Material : galvanised steel.
 Cover: PVC, self extinguishing. Temp. Range : -45°C till +105°C Isolation: IP 67 Standards: EN 50086, Crush resistance to 1500 N Colour: Black. Standards fittings: Nickel plated brass, UL / CSA approved.
 Usage: all applications where machines and plant are used. Any application where acids and oils are present or where medium to high mechanical stress is needed.

ACCESSORIES LIQUIDTITE CONDUITS



P- CLIPS			LOCK NUTS		
REF	STEEL LINED TRADE SIZE	BOX QTY	REF	NICKEL PLATED BRASS TRADE SIZE	BOX QTY
PC12	12 mm	100			
PC16	16 mm	100	BLN 16	16 mm	100
PC20	20 mm	100	BLN 20	20 mm	100
PC25	25 mm	100	BLN 25	25 mm	100
PC32	32 mm	50	BLN 32	32 mm	50
PC40	40 mm	50	BLN 40	40 mm	50
PC50	50 mm	25	BLN 50	50 mm	25

EXTRA FLEXIBLE SEALTITE EF - CONDUIT



EXTRA FLEXIBLE SEALTITE EF CONDUIT				GLANDS		45°	90°
REF	TRADE SIZE	COIL LENGTH	STRAIGHT	REF	REF	ID / OD CONDUIT	
EF 12-5/16"	12 mm	10 - 50 meter	LTF 12	LTB 12	LTA 12	10 / 14 mm	
EF 16-3/8"	16 mm	10 - 75 meter	LTF 16	LTB 16	LTA 16	12 / 17 mm	
EF 20-1/2"	20 mm	10 - 60 meter	LTF 20	LTB 20	LTA 20	16 / 21 mm	
EF 25-3/4"	25 mm	10 - 50 meter	LTF 25	LTB 25	LTA 25	21 / 26 mm	
EF 32-1"	32 mm	10 - 30 meter	LTF 32	LTB 32	LTA 32	27 / 33 mm	
EF 40-1 1/4"	40 mm	10 - 30 meter	LTF 40	LTB 40	LTA 40	35 / 42 mm	
EF 50-1 1/2"	50 mm	15 meter	LTF 50	LTB 50	LTA 50	40 / 48 mm	
EF 63-2"	63 mm	15 meter	LTF 63	LTB 63	LTA 63	52 / 60 mm	

Technical data:

Galvanised steel conduit with PVC cover, selfextinguishing and flame retardant Material : galvanised steel. Cover: PVC, self extinguishing Temp. Range : -25°C till +70 °C Isolation: IP 67 Standards: EN 50086, Crush resistance to 2500 N Colour:Black, grey Standards fittings: Nickel plated brass, UL / CSA approved Usage: all applications where machines and plant are used. Any application where high mechanical stress is needed.

CONTRACTOR PACK - SEALTITE EF



EXTRA FLEXIBLE SEALTITE EF CONDUIT			GLANDS	
REF	TRADE SIZE	COIL LENGTH	STRAIGHT	ID / OD CONDUIT
EF 16-3/8" CP	16 mm	10 meter	LTF 16	12 / 17 mm
EF 20-1/2" CP	20 mm	10 meter	LTF 20	16 / 21 mm
EF 25-3/4" CP	25 mm	10 meter	LTF 25	21 / 26 mm
EF 32-1" CP	32 mm	10 meter	LTF 32	27 / 33 mm

Technical data:

Each contractor pack consists of 10 meter conduit and 10 straight fittings.

OIL RESISTANT SEALTITE - OR CONDUIT



OIL RESISTANT SEALTITE OR CONDUIT				GLANDS		45°	90°
REF	TRADE SIZE	COIL LENGTH	STRAIGHT	REF	REF	ID / OD CONDUIT	
OR 12-5/16"	12 mm	10 - 50 meter	LTF 12	LTB 12	LTA 12	10 / 14 mm	
OR 16-3/8"	16 mm	10 - 75 meter	LTF 16	LTB 16	LTA 16	12 / 17 mm	
OR 20-1/2"	20 mm	10 - 60 meter	LTF 20	LTB 20	LTA 20	16 / 21 mm	
OR 25-3/4"	25 mm	10 - 50 meter	LTF 25	LTB 25	LTA 25	21 / 26 mm	
OR 32-1"	32 mm	10 - 30 meter	LTF 32	LTB 32	LTA 32	27 / 33 mm	
OR 40-1 1/4"	40 mm	10 - 30 meter	LTF 40	LTB 40	LTA 40	35 / 42 mm	
OR 50-1 1/2"	50 mm	15 meter	LTF 50	LTB 50	LTA 50	40 / 48 mm	
OR 63-2"	63 mm	15 meter	LTF 63	LTB 63	LTA 63	52 / 60 mm	

Technical data:

Galvanised steel conduit with PVC cover, selfextinguishing and flame retardant. Material : galvanised steel. Cover: PVC, self extinguishing Temp. Range : -15°C till +100 °C Isolation: IP 67 Standards: EN 50086, Crush resistance to 2500 N Colour: Black. Standards fittings: Nickel plated brass, UL / CSA approved Usage: all applications where oil resistance protection is needed, applications where high mechanical stress is needed.

CONTRACTOR PACK - SEALTITE OR



OIL RESISTANT SEALTITE OR CONDUIT			GLANDS		
REF	TRADE SIZE	COIL LENGTH	STRAIGHT	ID / OD CONDUIT	
OR 16-3/8"	CP	16 mm	10 meter	LTF 16	12 / 17 mm
OR 20-1/2"	CP	20 mm	10 meter	LTF 20	16 / 21 mm
OR 25-3/4"	CP	25 mm	10 meter	LTF 25	21 / 26 mm
OR 32-1"	CP	32 mm	10 meter	LTF 32	27 / 33 mm

Technical data:

Each contractor pack consists of 10 meter conduit and 10 straight fittings.

HIGH TEMPERATURE SEALTITE - HC



HIGH TEMPERATURE SEALTITE HC				GLANDS		45°	90°
REF	TRADE SIZE	COIL LENGTH	STRAIGHT	REF	REF	ID / OD CONDUIT	
HC 12-5/16"	12 mm	10 - 50 meter	LTF 12	LTB 12	LTA 12	10 / 14 mm	
HC 16-3/8"	16 mm	10 - 75 meter	LTF 16	LTB 16	LTA 16	12 / 17 mm	
HC 20-1/2"	20 mm	10 - 60 meter	LTF 20	LTB 20	LTA 20	16 / 21 mm	
HC 25-3/4"	25 mm	10 - 50 meter	LTF 25	LTB 25	LTA 25	21 / 26 mm	
HC 32-1"	32 mm	10 - 30 meter	LTF 32	LTB 32	LTA 32	27 / 33 mm	
HC 40-1 1/4"	40 mm	10 - 30 meter	LTF 40	LTB 40	LTA 40	35 / 42 mm	
HC 50-1 1/2"	50 mm	15 meter	LTF 50	LTB 50	LTA 50	40 / 48 mm	
HC 63-2"	63 mm	15 meter	LTF 63	LTB 63	LTA 63	52 / 60 mm	

Technical data:

Galvanised steel conduit with PVC cover, selfextinguishing and flame retardant Material : galvanised steel. Cover: PVC, self extinguishing Temp. Range : -45°C till +105 °C Isolation: IP 67 Standards: EN 50086, Crush resistance to 2500 N Colour: Black. Standards fittings: Nickel plated brass, UL / CSA approved Usage: all applications where temperature protection is needed, applications where high mechanical stress is needed.

CONTRACTOR PACK - SEALTITE HC



HIGH TEMPERATURE SEALTITE HC

GLANDS

REF	TRADE SIZE	COIL LENGTH	STRAIGHT	ID / OD CONDUIT
HC 16-3/8"	CP 16 mm	10 meter	LTF 16	12 / 17 mm
HC 20-1/2"	CP 20 mm	10 meter	LTF 20	16 / 21 mm
HC 25-3/4"	CP 25 mm	10 meter	LTF 25	21 / 26 mm
HC 32-1"	CP 32 mm	10 meter	LTF 32	27 / 33 mm

Technical data:
Each contractor pack consists of 10 meter conduit and 10 straight fittings.

EXTRA HIGH TEMPERATURE SEALTITE - HCX



EXTRA HIGH TEMPERATURE HCX

GLANDS

45°

90°

REF	TRADE SIZE	COIL LENGTH	STRAIGHT	REF	REF	ID / OD CONDUIT
HCX 16-3/8"	16 mm	10 - 30 meter	LTF 16	LTB 16	LTA 16	12 / 17 mm
HCX 20-1/2"	20 mm	10 - 30 meter	LTF 20	LTB 20	LTA 20	16 / 21 mm
HCX 25-3/4"	25 mm	10 - 30 meter	LTF 25	LTB 25	LTA 25	21 / 26 mm
HCX 32-1"	32 mm	10 - 30 meter	LTF 32	LTB 32	LTA 32	27 / 33 mm
HCX 40-1 1/4"	40 mm	15 meter	LTF 40	LTB 40	LTA 40	35 / 42 mm
HCX 50-1 1/2"	50 mm	15 meter	LTF 50	LTB 50	LTA 50	40 / 48 mm
HCX 63-2"	63 mm	15 meter	LTF 63	LTB 63	LTA 63	52 / 60 mm

Technical data:
Galvanised steel conduit with TPE cover, selfextinguishing and flame retardant. Material : galvanised steel.
Cover: TPE, self extinguishing Temp. Range : -55°C till +145 °C Isolation: IP 67 Standards: EN 50086, Crush resistance to 2500 N Colour: Black. Standards fittings: Nickel plated brass, UL / CSA approved Usage: all applications where high temperature protection and high mechanical stress is required.

CONTRACTOR PACK - SEALTITE HCX



EXTRA HIGH TEMPERATURE HCX

GLANDS

REF	TRADE SIZE	COIL LENGTH	STRAIGHT	ID / OD CONDUIT
HCX 16-3/8"	CP 16 mm	10 meter	LTF 16	12 / 17 mm
HCX 20-1/2"	CP 20 mm	10 meter	LTF 20	16 / 21 mm
HCX 25-3/4"	CP 25 mm	10 meter	LTF 25	21 / 26 mm
HCX 32-1"	CP 32 mm	10 meter	LTF 32	27 / 33 mm

Technical data:
Each contractor pack consists of 10 meter conduit and 10 straight fittings.

ZERO HALOGEN LOW SMOKE SEALTITE ZHLS



ZERO HALOGEN LOW SMOKE ZHLS				GLANDS		45°	90°
REF	TRADE SIZE	COIL LENGTH	STRAIGHT	REF	REF	ID / OD CONDUIT	
ZHLS 16-3/8"	16 mm	10 - 30 meter	LTF 16	LTB 16	LTA 16	12 / 17 mm	
ZHLS 20-1/2"	20 mm	10 - 30 meter	LTF 20	LTB 20	LTA 20	16 / 21 mm	
ZHLS 25-3/4"	25 mm	10 - 30 meter	LTF 25	LTB 25	LTA 25	21 / 26 mm	
ZHLS 32-1"	32 mm	10 - 30 meter	LTF 32	LTB 32	LTA 32	27 / 33 mm	
ZHLS 40-1 1/4"	40 mm	15 meter	LTF 40	LTB 40	LTA 40	35 / 42 mm	
ZHLS 50-1 1/2"	50 mm	15 meter	LTF 50	LTB 50	LTA 50	40 / 48 mm	
ZHLS 63-2"	63 mm	15 meter	LTF 63	LTB 63	LTA 63	52 / 60 mm	

Technical data:

Galvanised steel conduit with TPE cover, selfextinguishing and low smoke. Material : galvanised steel.
 Cover: TPE, self extinguishing. Temp. Range : -35°C till +100°C Isolation: IP 67 Standards: EN 50086,
 Crush resistance to 2500 N Colour: Black, grey. Standards fittings: Nickel plated brass, UL / CSA approved
 Usage: all applications where zero halogen and low smoke protection and high mechanical stress is required.

HALOGEN FREE PU SEALTITE HFX



HALOGEN FREE PU SEALTITE HFX				GLANDS		45°	90°
REF	TRADE SIZE	COIL LENGTH	STRAIGHT	REF	REF	ID / OD CONDUIT	
HFX 16-3/8"	16 mm	10 - 30 meter	LTF 16	LTB 16	LTA 16	12 / 17 mm	
HFX 20-1/2"	20 mm	10 - 30 meter	LTF 20	LTB 20	LTA 20	16 / 21 mm	
HFX 25-3/4"	25 mm	10 - 30 meter	LTF 25	LTB 25	LTA 25	21 / 26 mm	
HFX 32-1"	32 mm	10 - 30 meter	LTF 32	LTB 32	LTA 32	27 / 33 mm	
HFX 40-1 1/4"	40 mm	15 meter	LTF 40	LTB 40	LTA 40	35 / 42 mm	
HFX 50-1 1/2"	50 mm	15 meter	LTF 50	LTB 50	LTA 50	40 / 48 mm	
HFX 63-2"	63 mm	15 meter	LTF 63	LTB 63	LTA 63	52 / 60 mm	

Technical data:

Galvanised steel conduit with PU cover, selfextinguishing and low smoke. Material : galvanised steel.
 Cover: PU, self extinguishing. Temp. Range : -40°C till +105°C Isolation: IP 67 Standards: EN 50086,
 Crush resistance to 2500 N Colour: Black. Standards fittings: Nickel plated brass, UL / CSA approved.
 Usage: all applications where zero halogen and high chemical resistance is required.

UL / CSA APPROVED SEALTITE HTDL



UL / CSA APPROVED SEALTITE HTDL				GLANDS		45°	90°
REF	TRADE SIZE	COIL LENGTH	STRAIGHT	REF	REF	ID / OD CONDUIT	
HTDL 16-3/8"	16 mm	10 - 60 meter	LTF 16	LTB 16	LTA 16	12 / 17 mm	
HTDL 20-1/2"	20 mm	10 - 60 meter	LTF 20	LTB 20	LTA 20	16 / 21 mm	
HTDL 25-3/4"	25 mm	10 - 45 meter	LTF 25	LTB 25	LTA 25	21 / 26 mm	
HTDL 32-1"	32 mm	10 - 30 meter	LTF 32	LTB 32	LTA 32	27 / 33 mm	
HTDL 40-1 1/4"	40 mm	15 meter	LTF 40	LTB 40	LTA 40	35 / 42 mm	
HTDL 50-1 1/2"	50 mm	15 meter	LTF 50	LTB 50	LTA 50	40 / 48 mm	
HTDL 63-2"	63 mm	15 meter	LTF 63	LTB 63	LTA 63	52 / 60 mm	

Technical data:

Galvanised steel conduit with PVC cover, selfextinguishing and flame retardant. Material : galvanised steel.
 Cover: PVC self extinguishing. Temp. Range : -40°C till +105°C Isolation: IP 67 Standards: EN 50086,
 Crush resistance to 2500 N Colour: Black. Standards fittings: Nickel plated brass, UL / CSA approved.
 Usage: all applications where UL / CSA approval is required.

CONTRACTOR PACK - SEALTITE HTDL




UL / CSA APPROVED SEALTITE HTDL GLANDS

REF	TRADE SIZE	COIL LENGTH	STRAIGHT	ID / OD CONDUIT
HTDL 16-3/8"	CP 16 mm	10 meter	LTF 16	12 / 17 mm
HTDL 20-1/2"	CP 20 mm	10 meter	LTF 20	16 / 21 mm
HTDL 25-3/4"	CP 25 mm	10 meter	LTF 25	21 / 26 mm
HTDL 32-1"	CP 32 mm	10 meter	LTF 32	27 / 33 mm

Technical data:
Each contractor pack consists of 10 meter conduit and 10 straight fittings.

UL / CSA APPROVED SEALTITE NMUA



UL / CSA APPROVED SEALTITE NMUA GLANDS 45° 90°

REF	TRADE SIZE	COIL LENGTH	STRAIGHT	REF	REF	ID / OD CONDUIT
NMUA 16-3/8"	16 mm	30 meter	LTF 16	LTB 16	LTA 16	12 / 17 mm
NMUA 20-1/2"	20 mm	30 meter	LTF 20	LTB 20	LTA 20	16 / 21 mm
NMUA 25-3/4"	25 mm	30 meter	LTF 25	LTB 25	LTA 25	21 / 26 mm
NMUA 32-1"	32 mm	30 meter	LTF 32	LTB 32	LTA 32	27 / 33 mm
NMUA 40-1 1/4"	40 mm	15 meter	LTF 40	LTB 40	LTA 40	35 / 42 mm
NMUA 50-1 1/2"	50 mm	15 meter	LTF 50	LTB 50	LTA 50	40 / 48 mm
NMUA 63-2"	63 mm	15 meter	LTF 63	LTB 63	LTA 63	52 / 60 mm

Technical data:
Fully, reinforced PVC conduit, selfextinguishing and flame retardant. Material : PVC reinforced.
Cover: PVC self extinguishing. Temp. Range : -17°C till +75°C Isolation: IP 67 Standards: EN 50086,
Crush resistance to 1500 N Colour: Grey. Standards fittings: Nickel plated brass, UL / CSA approved.
Note: also available plastic fittings UL / CSA approved and plastic fittings non UL / CSA
Usage: all applications where UL / CSA approval is required.

ACCESSORIES SEALTITE CONDUITS



P- CLIPS

LOCK NUTS

REF	TRADE SIZE	BOX QTY	REF	TRADE SIZE	BOX QTY
PC12	12 mm	100			
PC16	16 mm	100	BLN 16	16 mm	100
PC20	20 mm	100	BLN 20	20 mm	100
PC25	25 mm	100	BLN 25	25 mm	100
PC32	32 mm	50	BLN 32	32 mm	50
PC40	40 mm	50	BLN 40	40 mm	50
PC50	50 mm	25	BLN 50	50 mm	25

ANA-CLAMP MOUNTING SYSTEM



ANA-CLAMP TOOL			GLANDS	
TOOL REF	TRADE SIZE	ADJUSTER REF	STRAIGHT GLAND REF	ID / OD CONDUIT
AC 00	12 mm	AC 12	ACF 12	9 / 13 mm
AC 00	16 mm	AC 16	ACF 16	12 / 16 mm
AC 00	20 mm	AC 20	ACF 20	15 / 21 mm
AC 00	25 mm	AC 25	ACF 25	22 / 28 mm
AC 00	32 mm	AC 32	ACF 32	28 / 35 mm
AC 00	40 mm	AC 40	ACF 40	36 / 42 mm
AC 00	50 mm	AC 50	ACF 50	46 / 55 mm

Technical data:

Quick mounting system for Polyamide glands, in combination with the PA 6L, PA 6S and PA 12 conduit, time saving and easy usage.

The tool is universal for each size of gland. For each gland an adjuster is needed.

Material glands: IP 65, V0 acc. UL 94. Colour: Black, grey.

ANA-CABLE CLAMP SYSTEM



ANA - CABLE - CLAMP TOOL			GLANDS	
TOOL REF	TRADE SIZE	ADJUSTER REF	STRAIGHT GLAND REF	ID / OD CONDUIT
AC 01	12 mm	AD 12	ADF 12	9 / 13 mm
AC 01	16 mm	AD 16	ADF 16	12 / 16 mm
AC 01	20 mm	AD 20	ADF 20	15 / 21 mm
AC 01	25 mm	AD 25	ADF 25	22 / 28 mm
AC 01	32 mm	AD 32	ADF 32	28 / 35 mm

Technical data:

Quick mounting system for Polyamide cable glands, time saving and easy usage.

The tool is universal for each size of cable gland. For each gland an adjuster is needed.

Material: IP 67 cable glands: V0 acc. UL 94 Colour: Black, grey.

DRAW WIRES



PLASTIC		METAL	
REF	LENGTH	REF	SIZE
DT10M	10 meter	MDW	10 meter
DT20M	20 meter	MDW	15 meter
DT30M	30 meter	MDW	25 meter

REDUCERS / ADAPTORS



STANDARD REDUCERS

REF	ADAPTOR SIZE	OVERALL LENGTH	MALE THREAD	FEMALE THREAD	HEX OVERALL
TCPG16M20	PG 16 X M20	15 mm	PG16 (22,5 mm)	M20	27
TCPG21M20	PG 21 X M20	15 mm	PG21 (28,3 mm)	M20	30
TCPG21M25	PG 21 X M25	15 mm	PG21 (28,3 mm)	M25	30
TCPG29M25	PG 29 X M25	16 mm	PG29 (37,0 mm)	M25	41
TCPG29M32	PG 29 X M32	16 mm	PG29 (37,0 mm)	M32	41
TCPG36M32	PG 36 X M32	19 mm	PG36 (47,0 mm)	M32	50
TCPG36M40	PG 36 X M40	19 mm	PG36 (47,0 mm)	M40	50
TCPG42M40	PG 42 X M40	20 mm	PG42 (54,0 mm)	M40	55
TCPG42M50	PG 42 X M50	20 mm	PG42 (54,0 mm)	M50	55
TCPG48M40	PG 48 X M40	20 mm	PG48 (59,3 mm)	M40	60
TCPG48M50	PG 48 X M50	20 mm	PG48 (59,3 mm)	M50	60

STANDARD ADAPTORS

REF	ADAPTOR SIZE	OVERALL LENGTH	MALE THREAD	FEMALE THREAD	HEX OVERALL
TCPG9M20	PG 9 X M20	29 mm	PG9 (15,2 mm)	M20	24
TCPG11M20	PG 11 X M20	29 mm	PG11 (18,6 mm)	M20	24
TCPG135M20	PG 13 X M20	29 mm	PG13 (20,4 mm)	M20	24
TCPG135M25	PG 13 X M25	29 mm	PG13 (20,4 mm)	M25	30
TCPG16M25	PG 16 X M25	29 mm	PG16 (22,5 mm)	M25	30
TCPG21M32	PG 21 X M32	29 mm	PG21 (28,3 mm)	M32	36
TCPG29M40	PG 29 X M40	19 mm	PG29 (37,0 mm)	M40	44
TCPG36M50	PG 36 X M50	30 mm	PG36 (47,0 mm)	M50	55
TCPG42M63	PG 42 X M63	30 mm	PG42 (54,0 mm)	M63	70
TCPG48M63	PG 48 X M63	30 mm	PG48 (59,3 mm)	M63	70

STANDARD REDUCERS

REF	ADAPTOR SIZE	OVERALL LENGTH	MALE THREAD	FEMALE THREAD	HEX OVERALL
TCM25M20	M25 X M20	18 mm	M25	M20	27
TCM32M20	M32 X M20	18 mm	M32	M20	36
TCM32M25	M32 X M25	18 mm	M32	M25	36
TCM40M20	M40 X M20	21 mm	M40	M20	44
TCM40M25	M40 X M25	21 mm	M40	M25	44
TCM40M32	M40 X M32	21 mm	M40	M32	44
TCM50M20	M50 X M20	21 mm	M50	M20	55
TCM50M25	M50 X M25	21 mm	M50	M25	55
TCM50M32	M50 X M32	21 mm	M50	M32	55
TCM50M40	M50 X M40	21 mm	M50	M40	55
TCM63M32	M63 X M32	21 mm	M63	M32	70
TCM63M40	M63 X M40	21 mm	M63	M40	70

STANDARD ADAPTORS

REF	ADAPTOR SIZE	OVERALL LENGTH	MALE THREAD	FEMALE THREAD	HEX OVERALL
TCM20M25	M20 X M25	29 mm	M20	M25	30
TCM25M32	M25 X M32	29 mm	M25	M32	36
TCM32M40	M32 X M40	30 mm	M32	M40	44
TCM40M50	M40 X M50	34 mm	M40	M50	55
TCM50M63	M50 X M63	34 mm	M50	M63	70
TCM63M75	M63 X M75	34 mm	M63	M75	85

RONBAR FACTORS

Services offered by RONBAR FACTORS:

- . cutting conduit to specific length
- . assembling lengths with glands
 - . wiring - prewired conduit
- . supplies of customer specific conduits.

R B F

FLEXIBLE

CONDUITS

RONBAR FACTORS Ltd.

10, Walton road,
Pattison North Ind. Estate,
Washington, Tyne & Wear NE38 8QA

Tel: 0191 416 1517 . Fax: 0191 416 1521

Ronbar Factors Ltd reserve the right to amend any specification
in this brochure without prior notice E & OE.